



**INDEPENDENT AUDITORS REPORT**

To

Members of Rajas Dental College & Hospital

**Report on the Financial Statements**

We have audited the accompanying financial statement of **Rajas Dental College and Hospital** which comprises the Statement of Affairs as at **March 31, 2020**, the Income and Expenditure Account and the Receipts and Payments Account for the year ended of the College.


**Management Responsibility for the Financial Statements**

Management of the College is responsible for the preparation of these financial statements of the College in accordance with the Generally Accepted Accounting Principles in India (GAAP) and the significant accounting policies stated in the financial statements. This responsibility also includes maintenance of adequate accounting records for safeguarding the assets of the College and for preventing and detecting frauds and other irregularities, selection and application of appropriate accounting policies, making judgments and estimates that are reasonable and prudent, and design, implementation and maintenance of adequate internal financial controls, that were operating effectively for ensuring the accuracy and completeness of the accounting records, relevant to the preparation and presentation of the financial statements that are free from material misstatement, whether due to fraud or error.

**Auditors Responsibility**

Our responsibility is to express an opinion on these financial statements based on our audit. We conducted our examination in accordance with the Standards on Auditing issued by the Institute of Chartered Accountants of India. Those Standards require that we comply with ethical requirements and plan and perform the examination to obtain reasonable assurance about whether the financial statements are free from material misstatement.

Examination of financial statements involves performing procedures to obtain audit evidence about the amounts and disclosure in the financial statements. The procedures selected depend on the auditor's judgment, including the assessment of the risks of material misstatement of the financial statements, whether due to fraud or error. In making those risk assessments, the auditor considers internal control relevant to the College preparation and fair presentation of the financial statements in order to design audit procedures that are appropriate

  
**PRINCIPAL**  
**RAJAS DENTAL COLLEGE & HOSPITAL**  
**KAVALKINARU JN - 627 105.**  
**TIRUNEVELLI DISTRICT.**

No:#50 Vellalar Colony East, Ramavarmapuram, Nagercoil, Kanyakumari District-629 001



# K. Suresh and Co., Chartered Accountants

in the circumstances, but not for the purpose of expressing an opinion on the effectiveness of the College's internal control. An audit also included evaluating the appropriateness of the accounting policies used and the reasonableness of the accounting estimates made by the Management, as well as evaluating the overall presentation of the financial statements.

We believe that the audit evidence we have obtained is sufficient and appropriate to provide a basis for our qualified audit opinion.


## Opinion

In our opinion and to the best of our information and according to the explanations given to us, the aforesaid financial statements of the College for the year ended March 31, 2020 are prepared in all material respects, in accordance with Generally Accepted Accounting Principles in India (GAAP).

- To the best of our knowledge and belief, we have obtained all the information and explanations that are necessary for the purpose of our audits.
- In our opinion, proper books of account as required by law have been kept by the College so far as it appears from our examination of those books.
- The statement of Affairs and the Income and Expenditure Account of the excess of income over expenditure dealt with by this report are in agreement with the books of account.
- In our opinion, the Balance Sheet, Income and Expenditure Account comply with the applicable Accounting standards issued by ICAI.

  
PRINCIPAL  
RAJAS DENTAL COLLEGE & HOSPITAL  
KAVALKINARU JN - 627 105.  
TIRUNELVELI DISTRICT.

**For K. Suresh And Co**  
**Chartered Accountants**  
**F.R.No. 014352S**

  
**K. Suresh**  
**Proprietor**  
**M.No. 205761**

RAJAS DENTAL COLLEGE & HOSPITAL

BALANCE SHEET

As on 31/03/2020

| Particulars                         | Sch. | Current Year<br>Rs.    | Previous Year<br>Rs.   |
|-------------------------------------|------|------------------------|------------------------|
| <b>CAPITAL FUND AND LIABILITIES</b> |      |                        |                        |
| Corpus Fund                         | 1    | 45,64,81,954.47        | 46,43,25,154.36        |
| Loans                               | 2    | 1,21,83,119.69         | 1,94,78,442.33         |
| Current Liabilities                 | 3    | 34,25,000.00           | -                      |
|                                     |      | <u>47,20,90,074.16</u> | <u>48,38,03,596.69</u> |
| <b>ASSETS</b>                       |      |                        |                        |
| Fixed Assets                        | 4    | 36,06,61,005.20        | 34,54,17,838.55        |
| Current Assets                      | 5    | 11,14,29,068.96        | 13,83,85,758.14        |
|                                     |      | <u>47,20,90,074.16</u> | <u>48,38,03,596.69</u> |

Prepared as per books of accounts produced before us

For K. Suresh And Co

Chartered Accountants

F.R.No. 014352



*K. Suresh*

K. Suresh  
Proprietor

M.No. 205761

Place : Nagercoil  
Date : 30/09/2020

RAJAS DENTAL COLLEGE & HOSPITAL

INCOME AND EXPENDITURE ACCOUNT  
for the year ended 31/03/2020

| INCOME   | Sch. | Current Year<br>Rs.    | Previous Year<br>Rs.   |
|--|------|------------------------|------------------------|
| Students Fees                                      | 1    | 14,58,21,047.00        | 12,66,97,745.00        |
| Ancillary Income                                   | 2    | 73,29,941.60           | 1,15,79,345.27         |
|  |      | <u>15,31,50,988.60</u> | <u>13,82,77,090.27</u> |
| <b>EXPENDITURE</b>                                 |      |                        |                        |
| Compensaton to Employees                           | 3    | 6,99,31,923.00         | 4,99,35,959.00         |
| Educational and Development Expenses               | 4    | 2,63,92,272.80         | 2,38,08,367.00         |
| Repair and Maintenance                             | 5    | 4,12,03,608.00         | 1,08,90,013.00         |
| Administrative Expenses                            | 6    | 1,45,68,509.51         | 1,23,37,528.94         |
|  |      | <u>15,20,96,313.31</u> | <u>9,69,71,867.94</u>  |
| <b>Surplus (Excess of Income over Expenditure)</b> |      | <b>10,54,675.29</b>    | <b>4,13,05,222.33</b>  |

Prepared as per books of accounts produced before us

Place : Nagercoil  
Date : 30/09/2020

For K. Suresh And Co  
Chartered Accountants  
F.R.No. 014352



K. Suresh  
Proprietor  
M.No. 205761

RAJAS DENTAL COLLEGE & HOSPITAL

RECEIPTS AND PAYMENTS ACCOUNT

for the year ended 31/03/2020

| RECEIPTS                             |    | Sch. | Current Year           | Previous Year          |
|--------------------------------------|----|------|------------------------|------------------------|
|                                      |    |      | Rs.                    | Rs.                    |
| Opening Balances                     | 1  |      | 10,05,96,522.48        | 8,11,22,724.41         |
| Loans and Advances                   | 2  |      | 1,42,94,197.98         | 56,00,000.00           |
| Students Fees and other charges      | 3  |      | 15,31,50,988.60        | 13,78,77,090.27        |
| Decrease in Fixed Assets             | 4  |      | -                      | 16,00,000.00           |
| Increase in Current Liabilities      | 5  |      | 67,66,599.00           | 31,45,000.00           |
|                                      |    |      | <u>27,48,08,308.06</u> | <u>22,93,44,814.68</u> |
| PAYMENTS                             |    |      |                        |                        |
| Decrease in Loans and Advances       | 6  |      | 1,83,84,126.80         | 47,31,342.60           |
| Decrease in Current Liabilities      | 7  |      | 36,30,720.00           | 47,48,250.00           |
| Increase in Fixed Assets             | 8  |      | 2,05,30,863.99         | 1,69,49,333.00         |
| Compensaton to Employees             | 9  |      | 6,99,31,923.00         | 4,99,35,959.00         |
| Educational and Development Expenses | 10 |      | 2,63,92,272.80         | 2,45,58,367.00         |
| Repair and Maintenance               |    |      | 4,12,03,608.00         | 1,08,41,974.00         |
| Administrative Expenses              | 11 |      | 1,45,68,509.51         | 1,22,89,860.94         |
|                                      |    |      | <u>19,46,42,024.10</u> | <u>12,40,55,086.54</u> |
| Closing Balance                      |    |      | <u>8,01,66,283.96</u>  | <u>10,52,89,728.14</u> |

Prepared as per books of accounts produced before us

Place : Nagercoil  
Date : 30/09/2020

For K. Suresh And Co  
Chartered Accountants  
F.R.No. 014352



K. Suresh  
Proprietor  
M.No. 205761

RAJAS DENTAL COLLEGE & HOSPITAL

SCHEDULES FORMING PART OF BALANCE SHEET AS ON 31/03/2020

| Particulars                                      | Current Year<br>Rs. | Previous Year<br>Rs. |
|--|---------------------|----------------------|
| <b>Schedule - 1</b>                              |                     |                      |
| <b>CORPUS FUND</b>                               |                     |                      |
| Opening Balance                                  | 45,58,47,700.18     | 42,30,19,932.03      |
| Add: Surplus (Excess of Income over Expenditure) | 10,54,675.29        | 4,13,05,222.33       |
|  | 45,69,02,375.47     | 46,43,25,154.36      |
| Less: Transfer of capital and TDS recovered      | 4,20,421.00         |                      |
|  | 45,64,81,954.47     | 46,43,25,154.36      |
| <b>Schedules - 2</b>                             |                     |                      |
| <b>LOANS</b>                                     |                     |                      |
| SARPC  | 32,63,976.69        | 1,21,57,319.33       |
| Selvam EducationalL and Charitable Trust         | 4,00,000.00         | -                    |
| SRCN Account                                     | 85,19,143.00        | 73,21,123.00         |
|  | 1,21,83,119.69      | 1,94,78,442.33       |
| <b>Schedules - 3</b>                             |                     |                      |
| <b>Current Liabilities</b>                       |                     |                      |
| Students Scolership                              | 34,25,000.00        | -                    |
|  | 34,25,000.00        | -                    |
| <b>Schedules - 4</b>                             |                     |                      |
| <b>FIXED ASSETS</b>                              |                     |                      |
| Air Purifier                                     | 14,000.00           | 14,000.00            |
| Amplifier  | 6,000.00            | 6,000.00             |
| Android Tablet                                   | 15,00,000.00        |                      |
| Bolero Car                                       | 7,59,350.00         | 7,59,350.00          |
| Bolero Sle B53                                   | 6,29,635.00         | 6,29,635.00          |
| Borewell   | 62,700.00           | 62,700.00            |
| Building   | 26,75,000.00        |                      |
| Building And Construction                        | 21,17,68,026.21     | 19,89,06,445.55      |
| Cardiac Table                                    | 47,500.00           | 47,500.00            |
| Cash Counting Machine                            | 17,000.00           | 17,000.00            |
| CCTV Camera                                      | 2,87,940.00         | 2,87,940.00          |
| Coffeemachine                                    | 16,150.00           | 19,000.00            |
| Compund Wall                                     | 2,00,000.00         | 2,00,000.00          |
| Computer   | 36,13,410.00        | 34,48,202.00         |
| Computer & Peripherals                           | 18,33,998.00        | 17,07,900.00         |
| Drip System                                      | 3,44,500.00         | 2,00,000.00          |
| Electrical Equipments                            | 1,08,87,007.00      | 92,56,970.00         |
| Electrical Fittings                              | 11,72,564.00        | 1,44,698.00          |
| Electronics Equipments                           | 38,35,848.00        | 38,24,290.00         |
| Emergency Light                                  | 5,200.00            | 5,200.00             |
| Equipments & Machineries                         | 86,92,425.00        | 2,65,50,206.00       |
| Equipments Machineries-2                         | 1,57,08,362.00      |                      |

|                                   |                |                |
|-----------------------------------|----------------|----------------|
| Exam Table                        | 1,40,000.00    | 1,40,000.00    |
| Filing Cabinet                    | 25,000.00      | 89,000.00      |
| Finer Print Attendance Unit       | 13,500.00      | 13,500.00      |
| Finger Paint Machine              | 54,976.00      | 1,02,400.00    |
| Fire Extinguisher                 | 73,500.00      | 73,300.00      |
| Fire Extinguisher Set             | 37,140.95      |                |
| Furniture                         | 33,64,340.00   | 16,92,698.00   |
| Furniture & Fittings              | 94,63,594.00   | 86,51,560.00   |
| Gym Equipments                    | 3,34,068.04    | 3,25,500.00    |
| Honda Car Tn 72 A 79001           | 12,98,300.00   | 12,98,300.00   |
| Hospital Equipments               | 1,63,000.00    | 1,63,000.00    |
| Indoor Stadium                    | 8,17,536.00    | 8,17,536.00    |
| Innova                            | 22,58,697.00   | 22,58,697.00   |
| Insect Killer                     | 20,500.00      | 20,500.00      |
| Inter Comdevices                  | 1,18,400.00    | 64,000.00      |
| Inter Connection                  | 22,550.00      | 22,550.00      |
| Journal                           | 33,13,255.00   |                |
| Kitchen Vessels                   | 3,26,630.00    | 3,26,630.00    |
| Lab Equipments                    | 1,03,25,271.00 | 1,03,25,271.00 |
| Ladder                            | 18,200.00      | 18,200.00      |
| Laptop                            | 10,750.00      | 10,750.00      |
| Led Projector                     | 50,062.00      | 50,062.00      |
| Leyland Bus                       | 11,72,000.00   | 16,32,000.00   |
| Libery                            | 2,58,05,341.00 | 2,63,42,716.00 |
| Machine Trolly                    | 48,700.00      | 48,700.00      |
| Mess Equipments                   | 4,10,370.00    | 2,73,270.00    |
| Mess Kitchen                      | 10,00,000.00   | 10,00,000.00   |
| Mess Machinerries                 | 40,000.00      | 3,67,600.00    |
| Mess Nachinerries & Equipments    | 1,88,033.00    |                |
| Microscope                        | 17,41,950.00   | 25,55,000.00   |
| Milling Machine                   | 2,00,000.00    | 2,00,000.00    |
| Mobile Dental Unit                | 9,50,000.00    | 9,50,000.00    |
| Office Equipments                 | 1,48,504.00    | 1,48,504.00    |
| OPG Printer                       | 3,28,964.00    | 2,69,370.00    |
| Plant & Machinery                 | 22,74,197.00   | 22,74,197.00   |
| PT Education Software             | 21,000.00      | 20,900.00      |
| Refrigerator                      | 51,900.00      | 84,300.00      |
| Security Room                     | 80,000.00      | 80,000.00      |
| Software                          | 25,000.00      | 25,000.00      |
| Solar Power Plant                 | 21,00,000.00   | 49,20,000.00   |
| Sport Materials                   | 15,38,312.00   | 15,38,312.00   |
| St.Alphonsa Ladies Hostel         | 63,86,000.00   | 63,86,000.00   |
| Stools                            | 40,590.00      | 55,470.00      |
| Sun Direct Dish                   | 5,400.00       | 5,400.00       |
| Tata City Rideex School Bus       | 14,12,750.00   | 14,12,750.00   |
| Tata Starultra Bus                | 17,15,771.00   | 17,15,771.00   |
| Tata Ultrabus Tn2By2881           | 19,90,200.00   | 37,40,200.00   |
| Text Books                        | 6,53,000.00    | 6,53,000.00    |
| Traveller Ambulance Th 72 By 4531 | 9,81,500.00    | 9,81,500.00    |
| UPS                               | 2,15,800.00    | 2,15,800.00    |
| V-Dostls Smart Tn2A T3414         | 5,06,873.00    | 5,06,873.00    |
| Vechicle Loan Hmt Bus             | 8,40,000.00    | 44,48,965.00   |
| Vehicle                           | 1,07,98,965.00 | 12,60,000.00   |
| X-Ray Machine                     | 6,64,000.00    | 8,04,000.00    |
| Audi                              | -              | 79,51,750.00   |

---



---

36,06,61,005.20

34,54,17,838.55

## Schedules - 5

## CURRENT ASSETS

|   |                |                |
|---|----------------|----------------|
| a)Deposits                                  |                |                |
| EB Deposit                                  | 41,525.00      | 41,525.00      |
| Gas Deposit                                 | 12,000.00      | 12,000.00      |
| Telephone Deposit                           | 8,000.00       | 8,000.00       |
| Sundry Deposit                              |                | 18,766.00      |
| b)Loans and Advances                        |                |                |
| Advance for Generator                       | 8,00,000.00    |                |
| Sardar Raja Educational Trust               | 42,31,500.00   | 49,81,500.00   |
| SRMCHRC Account                             | 2,61,54,760.00 | 2,61,54,760.00 |
| X-RAY ADVANCE                               | 15,000.00      | 15,000.00      |
| TDS   |                | 4,20,421.00    |
| TDS Payable                                 |                | 14,44,058.00   |
| c) Cash Balances                            |                |                |
| Cash at Bank                                |                |                |
| INDIAN BANK A/C NO-6543755803#              | 10,28,660.00   | 24,52,287.00   |
| INDIAN BANK-6598834985 RESEARCH FUND        | 4,73,429.00    | 2,51,063.00    |
| SBI A/C NO-00000033928179795#               | 3,92,315.76    | 21,46,313.82   |
| SOUTH INDIAN BANK-000100#                   | 35,923.40      | 35,923.40      |
| TMB-005200050116644                         | 25,883.00      | 25,883.00      |
| South Indian Bank A/C No.072907300000008#   | 2,21,352.87    | 1,65,103.61    |
| SOUTH INDIAN BANK A/C NO.7300000052#        |                | 24,975.00      |
| SBI A/C NO.42828 NODEL OFFICER              |                | 6,461.00       |
| Fixed Deposits with banks                   |                |                |
| AXIS BANK FD-917040020503896#               | 10,89,120.00   | 10,89,120.00   |
| AXIS BANK FD-917040020503896-44184-BANK GU, | 1,70,00,000.00 | 2,50,00,000.00 |
| AXIS BANK FD-917040022044184#               | 4,21,718.00    | 4,21,718.00    |
| AXIS BANK FD NO. 917040043610810#           | 31,54,638.00   | 31,54,638.00   |
| CANARA BANK FD-1110304000022                | 5,00,487.00    | 5,00,487.00    |
| CANARA BANK FD-1110401003642                | 10,68,573.04   | 10,68,573.04   |
| BANK FD                                     | 4,96,51,858.00 |                |
| FIXED DEPOSIT WITH SIB                      | 36,26,664.00   | 8,00,000.00    |
| AXIS BANK FD A/C NO.918040095035257#        |                | 41,25,147.00   |
| AXIS BANK FD A/C NO.918040097623528#        |                | 41,07,833.00   |
| AXIS BANK FD A/C NO.918040097717067#        |                | 41,07,170.00   |
| AXIS BANK FD A/C NO.918040097717131#        |                | 41,11,165.00   |
| AXIS BANK FD A/C NO.918040097717238#        |                | 41,11,166.00   |
| AXIS BANK FD A/C NO.918040097717335#        |                | 41,11,165.00   |
| AXIS BANK FD A/C NO.918040098884445         |                | 40,11,160.00   |
| AXIS BANK FD A/C NO.918040098884775         |                | 40,11,160.00   |
| AXIS BANK FD A/C NO.978040097716992#        |                | 41,07,168.00   |
| AXIS BANK FD A/C NO.911020005418898#        | 8,16,696.65    | 6,58,071.05    |
| INDIAN BANK FD A/C NO.6645363297#           |                | 36,53,338.00   |
| INDIAN BANK FD A/C NO.6684342341#           |                | 41,13,742.00   |
| INDIAN BANK FD A/C NO.6684345079#           |                | 41,13,742.00   |
| INDIAN BANK FD A/C NO.6684345921#           |                | 41,13,742.00   |
| INDIAN BANK FD A/C NO.6689575653#           |                | 41,00,995.00   |
| INDIAN BANK FD A/C NO.6689575755#           |                | 41,00,995.00   |
| INDIAN BANK FD A/C NO.6696197686#           |                | 1,02,231.00    |
| INDIAN BANK FD A/C NO.6696297290#           |                | 1,02,231.00    |
| INDIAN BANK FD A/C NO.6696302891#           |                | 1,02,231.00    |
| INDIAN BANK FD A/C NO.6696303055#           |                | 1,02,231.00    |
| INDIAN BANK FD A/C NO.6696303497#           |                | 1,02,231.00    |
| INDIAN BANK FD A/C NO.6696303634#           |                | 1,02,231.00    |
| INDIAN BANK FD A/C NO.6696303838#           |                | 1,02,231.00    |
| INDIAN BANK FD A/C NO.6696303996#           |                | 1,02,231.00    |
| INDIAN BANK FD A/C NO.6696304117#           |                | 1,02,231.00    |
| INDIAN BANK FD A/C NO.6696305259#           |                | 1,02,231.00    |
| INDIAN BANK FD A/C NO.6727447949            |                | 30,19,112.00   |
| INDIAN BANK FD-11637                        |                | 1,00,000.00    |
| INDIAN BANK FD-895845                       |                | 10,00,000.00   |
| INDIAN BANK-6475745609 UNIVERSITY FD        |                | 9,10,748.00    |
| Cash in Hand                                | 6,58,965.24    | 4,37,253.22    |

|                 |                 |
|-----------------|-----------------|
| 11,14,29,068.96 | 13,83,85,758.14 |
|-----------------|-----------------|



## RAJAS DENTAL COLLEGE & HOSPITAL

### Schedules Forming Part Of Income And Expenditure Account

| Particulars         | Current Year<br>Rs.    | Previous Year<br>Rs.   |
|---------------------|------------------------|------------------------|
| <b>Schedule - 1</b> |                        |                        |
| <b>STUDENT FEES</b> |                        |                        |
| Application Fee     | 1,48,200.00            | 74,000.00              |
| Tuition Fee         | 10,08,90,000.00        | 7,32,87,598.00         |
| Hostel Fee          | 1,40,07,778.00         | 1,57,51,850.00         |
| Mess Fee            | 1,60,90,550.00         | 1,88,82,450.00         |
| Bus Fee             | 35,21,820.00           | 47,42,555.00           |
| Other Fee           | 1,11,62,699.00         | 1,39,59,292.00         |
|                     | <b>14,58,21,047.00</b> | <b>12,66,97,745.00</b> |

### Schedules - 2

#### ANCILLARY INCOME

|                            |                     |                       |
|----------------------------|---------------------|-----------------------|
| FD Interest                | 25,75,980.00        | 34,88,456.00          |
| SB Interest                | 56,348.00           | 40,018.00             |
| Pharmacy Collection        | 5,29,396.00         | 37,41,982.00          |
| Stores Collection          | 8,54,704.00         | 18,35,200.00          |
| Airtel Rent - Indus Towers | 1,67,904.60         | 1,60,663.27           |
| ATM Rent                   | 32,670.00           | 42,900.00             |
| Blood Bank Collection      | 81,108.00           | 1,20,050.00           |
| Rent Collection            | 1,85,599.00         | -                     |
| Canteen Collection         | 7,891.00            | -                     |
| RDCH Collection            | 27,55,067.00        | 18,25,444.00          |
| SRMH Collection            | 83,274.00           |                       |
| IAGFO 2018                 | -                   | 16,155.00             |
| LAB COLLECTION             | -                   | 35,870.00             |
| MDS                        | -                   | 4,415.00              |
| ACADEMIC INCOME            | -                   | 82,100.00             |
| BDS                        | -                   | 1,86,092.00           |
|                            | <b>73,29,941.60</b> | <b>1,15,79,345.27</b> |

### Schedules - 3

#### COMPENSATION TO EMPLOYEES

|               |                       |                       |
|---------------|-----------------------|-----------------------|
| Staff Salary  | 6,22,04,554.00        | 4,81,04,773.00        |
| staff Welfare | 61,23,363.00          | 3,58,745.00           |
| EPF           | 13,26,673.00          | 11,48,042.00          |
| ESI           | 2,77,333.00           | 3,24,399.00           |
|               | <b>6,99,31,923.00</b> | <b>4,99,35,959.00</b> |

Schedules - 4

EDUCATIONAL AND DEVELOPMENT EXPENSES

|                                 |                       |                       |
|---------------------------------|-----------------------|-----------------------|
| Academic Expenses               | 16,35,524.00          | 27,71,100.00          |
| Conference                      | 37,520.00             | 2,41,200.00           |
| Exam Expenses                   | 2,50,317.00           | 35,01,550.00          |
| Founders Day                    | 35,659.00             | -                     |
| Honorarium                      | 3,74,170.00           | 3,65,890.00           |
| Incentive                       | 25,000.00             | 1,25,000.00           |
| News Paper & Periodicals        | 17,894.00             | 18,027.00             |
| Professional Fees               | 3,81,485.00           | 84,965.00             |
| Remuneration To Pharmaceuticals | 28,43,084.00          | -                     |
| Sports Expenses                 | 1,86,040.00           | 1,08,850.00           |
| Stipend To Trainees             | 13,145.00             | 2,01,816.00           |
| Mess expenses                   | 1,37,48,938.00        | 1,14,10,407.00        |
| B.S.Consumable                  | 30,80,835.00          | 53,698.00             |
| Affiliation Fees                | 12,80,000.00          |                       |
| Registration Fees               | 7,61,400.00           | 6,23,900.00           |
| Selection Committee             | 15,00,000.00          | -                     |
| Naac Agency Expense             | 2,21,261.80           | -                     |
| Cash Awards                     |                       | 25,000.00             |
| College Functions Expenses      |                       | 15,43,400.00          |
| Dental Consumable               |                       | 27,02,529.00          |
| Gift & Awards                   |                       | 31,035.00             |
|                                 | <b>2,63,92,272.80</b> | <b>2,38,08,367.00</b> |

Schedules - 5

REPAIR AND MAINTENANCE

|                                  |                       |                       |
|----------------------------------|-----------------------|-----------------------|
| Repair and Maintenance - General | 4,12,03,608.00        | 1,08,41,974.00        |
|                                  | <b>4,12,03,608.00</b> | <b>1,08,41,974.00</b> |

Schedules - 6

ADMINISTRATIVE EXPENSES

|                           |                       |                       |
|---------------------------|-----------------------|-----------------------|
| Advertisement             | 7,92,060.00           | 14,12,526.00          |
| Cleansing Materials       | 1,54,435.00           | -                     |
| Electricity And Fuel      | 95,06,915.21          | 57,08,708.00          |
| Freight                   | 19,250.00             | 16,196.00             |
| General Expenses          | 5,81,386.00           | 4,67,184.00           |
| Outpocket Expenses        | 5,84,371.00           | 59,408.00             |
| Postage & Courier         | 31,778.00             | 43,065.00             |
| Printing & Stationary     | 8,59,338.00           | 13,42,185.00          |
| Telephone Expenses        | 5,39,687.00           | 5,03,604.00           |
| Travelling Charges        | 4,028.80              | 4,31,612.00           |
| Upkeep Of Premises        | 1,86,997.70           | 9,00,690.04           |
| Waste Management          | 2,16,054.00           | 2,24,944.00           |
| Bank Charges              | 11,124.80             | 35,317.90             |
| Documentation Fees        | 3,56,000.00           | -                     |
| Vehicle Insurance And Tax | 7,25,084.00           | 7,64,866.00           |
| Building Tax              | -                     | 1,87,356.00           |
| Cleaning Materials        | -                     | 96,635.00             |
| Tax Filing Charge(TDS)    | -                     | 19,557.00             |
| Quarters Rent             | -                     | 28,200.00             |
| Loan Charges              | -                     | 95,475.00             |
|                           | <b>1,45,68,509.51</b> | <b>1,23,37,528.94</b> |

# RAJAS DENTAL COLLEGE & HOSPITAL

## SCHEDULES FORMING PART OF RECEIPTS AND PAYMENT ACCOUNTS

| Particulars   | Current Year<br>Rs. | Previous Year<br>Rs. |
|---|---------------------|----------------------|
| <b>Schedule - 1</b>                                 |                     |                      |
| <b>OPENING BALANCES</b>                             |                     |                      |
| Cash in Hand  | 4,37,253.00         | 1,18,518.00          |
| Cash at Bank  |                     |                      |
| CANARA BANK FD 1110304000022                        | 5,00,487.00         | 5,00,487.00          |
| CANARA BANK FD NO. 1110401003642                    | 10,68,573.04        | 10,68,573.04         |
| FIXED DEPOSIT WITH SIB                              | 36,26,664.00        | 8,00,000.00          |
| INDIAN BANK-6598834985 RESEARCH FUND                | 2,51,063.00         | 2,00,000.00          |
| INDIAN BANK A/C NO-75803                            | 24,52,287.00        | 61,83,627.00         |
| INDIAN BANK FD 11637                                | 1,00,000.00         | 1,00,000.00          |
| INDIAN BANK FD 243222                               | 30,00,000.00        | 30,00,000.00         |
| INDIAN BANK FD 895845                               | 1,00,000.00         | 10,00,000.00         |
| SBI A/C NO - 33928179795                            | 21,46,313.82        | 2,37,207.32          |
| SIB BANK A/C NO-072907300000008                     | 57,398.61           | 6,644.00             |
| SOUTH INDIAN BANK A/C NO-000100                     | 35,923.40           | 35,923.40            |
| AXIS BANK FD-917040020503896                        | 10,89,120.00        | 10,89,120.00         |
| AXIS BANK FD-917040020503896-44184-BANK GUARANTEE F | 2,50,00,000.00      | 2,50,00,000.00       |
| AXIS BANK FD-917040022044184                        | 4,21,718.00         | 4,21,718.00          |
| AXIS BANK FD NO. 917040043610810                    | 31,54,638.00        | 31,54,638.00         |
| AXIS BANK A/C NO-418898                             | -88,22,657.39       | 13,61,274.78         |
| TMB-005200050116644                                 | 25,883.00           | 25,883.00            |
| INDIAN BANK-6475745609-UNIVERSITY FD                | 9,10,748.00         | 10,00,000.00         |
| BANK FD   | 6,50,41,110.00      |                      |
| SIB A/C NO-730000000052                             | -                   | 24,975.00            |
| SIB O/D A/C 73.8                                    | -                   | 47,602.87            |
| AXIS BANK FD-917040073449992#                       | -                   | 35,81,448.00         |
| AXIS BANK FD-917040073454703#                       | -                   | 35,82,492.00         |
| AXIS BANK FD-917040073827237#                       | -                   | 35,88,550.00         |
| AXIS BANK FD-917040073828955#                       | -                   | 35,88,550.00         |
| INDIAN BANK FD-6575934147#                          | -                   | 35,67,650.00         |
| INDIAN BANK FD-6575935209#                          | -                   | 35,67,650.00         |
| INDIAN BANK FD-6575935312#                          | -                   | 35,67,650.00         |
| INDIAN BANK FD-6575935469#                          | -                   | 35,67,650.00         |
| INDIAN BANKFD-6576234101#                           | -                   | 35,67,243.00         |
| INDIAN BANK FD-65795935538#                         | -                   | 35,67,650.00         |
|   | 10,05,96,522.48     | 8,11,22,724.41       |

**Schedule - 2****LOANS AND ADVANCES**

|               |                       |                     |
|---------------|-----------------------|---------------------|
|               |                       | 56,00,000.00        |
| SRCN Account  | 1,24,40,000.00        |                     |
| SARPC Account | 18,54,197.98          |                     |
|               | <u>1,42,94,197.98</u> | <u>56,00,000.00</u> |

**Schedule - 3****Students Fees and other charges**

|                            |                        |                        |
|----------------------------|------------------------|------------------------|
| Application Fee            | 1,48,200.00            | 74,000.00              |
| Bus Fee                    | 35,21,820.00           | 47,42,555.00           |
| Hostel Fee                 | 1,40,07,778.00         | 1,57,51,850.00         |
| Mess Fee                   | 1,60,90,550.00         | 1,88,82,450.00         |
| RDCH Collection            | 27,55,067.00           | 18,25,444.00           |
| Tuition Fee                | 10,08,90,000.00        | 7,32,87,598.00         |
| Other Fee                  | 1,11,62,699.00         | 1,35,59,292.00         |
| Airtel Rent - Indus Towers | 1,67,904.60            | 1,60,663.27            |
| ATM Rent                   | 32,670.00              | 42,900.00              |
| Blood Bank Collection      | 81,108.00              | 1,20,050.00            |
| FD Interest                | 25,75,980.00           | 34,88,456.00           |
| Rent Collection            | 1,85,599.00            |                        |
| SRMH Collection            | 83,274.00              |                        |
| Canteen Collection         | 7,891.00               |                        |
| Pharmacy Collection        | 5,29,396.00            | 37,41,982.00           |
| SB Interest                | 56,348.00              | 40,018.00              |
| Store Collection           | 8,54,704.00            | 18,35,200.00           |
| IAGFO 2018                 | -                      | 16,155.00              |
| Lab Collection             | -                      | 35,870.00              |
| Mds                        | -                      | 4,415.00               |
| Academic Income            | -                      | 82,100.00              |
| BDS                        | -                      | 1,86,092.00            |
|                            | <u>15,31,50,988.60</u> | <u>13,78,77,090.27</u> |

**Schedule - 4****Decrease in Fixed Assets**

|  |          |                     |
|--|----------|---------------------|
|  | -        | 16,00,000.00        |
|  | <u>-</u> | <u>16,00,000.00</u> |

**Schedule - 5****Increase in Current Liabilities**

|                     |                     |                     |
|---------------------|---------------------|---------------------|
| Students Scolorship | 35,70,000.00        | 31,45,000.00        |
| TDS Payable         | 31,96,599.00        | -                   |
|                     | <u>67,66,599.00</u> | <u>31,45,000.00</u> |

**Schedule - 6****Decrease in Loans and Advances**

|                                   |                       |                     |
|-----------------------------------|-----------------------|---------------------|
| SRCN Account                      | 65,49,949.00          | 50,000.00           |
| SARPC Account                     | 1,10,34,177.80        | 17,42,023.60        |
| Advance for Generator             | 8,00,000.00           | -                   |
| SIB VEHICLE LOAN A/C NO - 655.29# |                       | 27,63,999.00        |
| Loans & Advanes (Asset)           |                       | 1,75,320.00         |
|                                   | <u>1,83,84,126.80</u> | <u>47,31,342.60</u> |

**Schedule - 7****Decrease in Current Liabilities**

|                     |                     |                     |
|---------------------|---------------------|---------------------|
| TDS Payable         | 34,85,720.00        | 16,03,250.00        |
| Students Scolorship | 1,45,000.00         | 31,45,000.00        |
|                     | <u>36,30,720.00</u> | <u>47,48,250.00</u> |

**Schedule - 8****Increase in Fixed Assets**

|                               |                       |                       |
|-------------------------------|-----------------------|-----------------------|
| Android Tablet                | 15,00,000.00          | -                     |
| Building                      | 26,75,000.00          | -                     |
| Computer & Peripherals        | 2,37,150.00           | 5,43,050.00           |
| Drip System                   | 1,44,500.00           | -                     |
| Electrical Equipments         | 20,14,370.00          | 26,34,950.00          |
| Electronics Equipments        | 6,90,508.00           | 15,41,280.00          |
| Equipments & Machineries      | 32,00,509.00          | 27,58,108.00          |
| Fire Extinguisher Set         | 37,140.95             | -                     |
| Furniture                     | 16,54,842.00          | -                     |
| Gym Equipments                | 1,73,568.04           | -                     |
| Journal                       | 33,13,255.00          | -                     |
| Library                       | 35,40,021.00          | 17,99,447.00          |
| Vehicle                       | 13,50,000.00          | -                     |
| MESS MACHINERIES & EQUIPMENTS | -                     | 1,57,000.00           |
| SOLAR POWER PLANT             | -                     | 6,00,000.00           |
| ST. ALPHONSA LADIES HOSTEL    | -                     | 63,86,000.00          |
| EQUIPMENTS & MACHINERIES      | -                     | 5,29,498.00           |
|                               | <u>2,05,30,863.99</u> | <u>1,69,49,333.00</u> |

**Schedule - 9****Compensation to Employees**

|                        |                       |                       |
|------------------------|-----------------------|-----------------------|
| Salary                 | 6,22,04,554.00        | 4,81,04,773.00        |
| EPF                    | 13,26,673.00          | 11,48,042.00          |
| ESI                    | 2,77,333.00           | 3,24,399.00           |
| Staff Welfare Expenses | 61,23,363.00          | 3,58,745.00           |
|                        | <u>6,99,31,923.00</u> | <u>4,99,35,959.00</u> |

**Schedule - 10****Educational and Development Expenses**

|  |                |                |
|--|----------------|----------------|
| Academic Expenses                      | 16,35,524.00   | 6,61,100.00    |
| Conference                             | 37,520.00      | 2,41,200.00    |
| Exam Expenses                          | 2,50,317.00    | 35,01,550.00   |
| Founders Day                           | 35,659.00      | -              |
| Honorarium                             | 3,74,170.00    | 3,65,890.00    |
| Incentive                              | 25,000.00      | 1,25,000.00    |
| News Paper & Periodicals               | 17,894.00      | 18,027.00      |
| Professional Fees                      | 3,81,485.00    | 84,965.00      |
| Remuneration To Pharmacicals           | 28,43,084.00   | -              |
| Sports Expenses                        | 1,86,040.00    | 1,08,850.00    |
| Stipend To Trainees                    | 13,145.00      | 2,01,816.00    |
| Mess expenses                          | 1,37,48,938.00 | 1,14,10,407.00 |
| B.S.Consumable                         | 30,80,835.00   | 53,698.00      |
| Affiliation Fees                       | 12,80,000.00   | 14,20,000.00   |
| Registration Fees                      | 7,61,400.00    | 6,23,900.00    |
| Selection Committee                    | 15,00,000.00   | -              |
| Naac Agency Expense                    | 2,21,261.80    | -              |
| Cash Awards                            | -              | 25,000.00      |
| College Functions Expenses             | -              | 15,43,400.00   |
| Dental Consumable                      | -              | 27,02,529.00   |
| Donation-Sardar Raja Educational Trust | -              | 7,50,000.00    |
| Gift & Awards                          | -              | 31,035.00      |
| Inspection Fee                         | -              | 3,00,000.00    |
| TNPPCA-HS                              | -              | 15,000.00      |
| University Administrative Expenses     | -              | 3,75,000.00    |

2,63,92,272.80      2,45,58,367.00

Schedule - 11

Administrative Expenses

|                                 |              |              |
|---------------------------------|--------------|--------------|
| Advertisement                   | 7,92,060.00  | 14,12,526.00 |
| Cleansing Materials             | 1,54,435.00  | -            |
| Electricity And Fuel            | 95,06,915.21 | 57,08,708.00 |
| Freight                         | 19,250.00    | 16,196.00    |
| General Expenses                | 5,81,386.00  | 4,67,184.00  |
| Outpocket Expenses              | 5,84,371.00  | 59,408.00    |
| Postage & Courier               | 31,778.00    | 43,065.00    |
| Printing & Stationary           | 8,59,338.00  | 13,42,185.00 |
| Telephone Expenses              | 5,39,687.00  | 5,03,604.00  |
| Travelling Charges              | 4,028.80     | 4,31,612.00  |
| Upkeep Of Premises              | 1,86,997.70  | 9,00,690.04  |
| Waste Management                | 2,16,054.00  | 2,24,944.00  |
| Bank Charges                    | 11,124.80    | 35,085.90    |
| Documentation Fees              | 3,56,000.00  | -            |
| Vehicle Insurance And Tax       | 7,25,084.00  | 7,64,866.00  |
| Building Tax                    | -            | 1,87,356.00  |
| Cleaning Materials              | -            | 96,635.00    |
| Tax Fi;Ling Charge(TDS)         | -            | 19,557.00    |
| Quarters Rent                   | -            | 28,200.00    |
| Blood Bank Instruments Expenses | -            | 48,039.00    |

---

---

1,45,68,509.51      1,22,89,860.94



**INDEPENDENT AUDITORS REPORT**

To

Members of Rajas Dental College & Hospital

**Report on the Financial Statements**

We have audited the accompanying financial statement of **Rajas Dental College and Hospital** which comprises the Statement of Affairs as at **March 31, 2021**, the Income and Expenditure Account and the Receipts and Payments Account for the year ended of the College.


**Management Responsibility for the Financial Statements**

Management of the College is responsible for the preparation of these financial statements of the College in accordance with the Generally Accepted Accounting Principles in India (GAAP) and the significant accounting policies stated in the financial statements. This responsibility also includes maintenance of adequate accounting records for safeguarding the assets of the College and for preventing and detecting frauds and other irregularities, selection and application of appropriate accounting policies, making judgments and estimates that are reasonable and prudent, and design, implementation and maintenance of adequate internal financial controls, that were operating effectively for ensuring the accuracy and completeness of the accounting records, relevant to the preparation and presentation of the financial statements that are free from material misstatement, whether due to fraud or error.

**Auditors Responsibility**

Our responsibility is to express an opinion on these financial statements based on our audit. We conducted our examination in accordance with the Standards on Auditing issued by the Institute of Chartered Accountants of India. Those Standards require that we comply with ethical requirements and plan and perform the examination to obtain reasonable assurance about whether the financial statements are free from material misstatement.

Examination of financial statements involves performing procedures to obtain audit evidence about the amounts and disclosure in the financial statements. The procedures selected depend on the auditor's judgment, including the assessment of the risks of material misstatement of the financial statements, whether due to fraud or error. In making those risk assessments, the auditor considers internal control relevant to the College preparation and fair

  
**PRINCIPAL**  
**RAJAS DENTAL COLLEGE & HOSPITAL**  
**KAVALKINARU JN - 627 105.**  
**TIRUNELVELI DISTRICT.**





**K. Suresh and Co.,**  
Chartered Accountants

presentation of the financial statements in order to design audit procedures that are appropriate in the circumstances, but not for the purpose of expressing an opinion on the effectiveness of the College's internal control. An audit also included evaluating the appropriateness of the accounting policies used and the reasonableness of the accounting estimates made by the Management, as well as evaluating the overall presentation of the financial statements.

We believe that the audit evidence we have obtained is sufficient and appropriate to provide a basis for our qualified audit opinion.

**Opinion**

In our opinion and to the best of our information and according to the explanations given to us, the aforesaid financial statements of the College for the year ended March 31, 2021 are prepared in all material respects, in accordance with Generally Accepted Accounting Principles in India (GAAP).

- To the best of our knowledge and belief, we have obtained all the information and explanations that are necessary for the purpose of our audits.
- In our opinion, proper books of account as required by law have been kept by the College so far as it appears from our examination of those books.
- The statement of Affairs and the Income and Expenditure Account of the excess of income over expenditure dealt with by this report are in agreement with the books of account.
- In our opinion, the Balance Sheet, Income and Expenditure Account comply with the applicable Accounting standards issued by ICAI.

  
PRINCIPAL  
RAJAS DENTAL COLLEGE & HOSPITAL  
KAVALKINARU JN - 627 105.  
TIRUNELVELI DISTRICT.

**For K. Suresh And Co**  
**Chartered Accountants**  
**F.R.No. 014352S**



**K. Suresh**  
**Proprietor**  
**M.No. 205761**

# RAJAS DENTAL COLLEGE & HOSPITAL

## BALANCE SHEET

As on 31/03/2021

| Particulars                         | Sch. | Current Year<br>Rs.    | Previous Year<br>Rs.   |
|-------------------------------------|------|------------------------|------------------------|
| <b>CAPITAL FUND AND LIABILITIES</b> |      |                        |                        |
| Corpus Fund                         | 1    | 46,86,40,467.43        | 45,64,81,954.47        |
| Loans                               | 2    | 1,81,33,072.69         | 1,21,83,119.69         |
| Current Liabilities                 | 3    | 50,62,069.00           | 34,25,000.00           |
|                                     |      | <b>49,18,35,609.12</b> | <b>47,20,90,074.16</b> |
| <b>ASSETS</b>                       |      |                        |                        |
| Fixed Assets                        | 4    | 37,70,52,108.20        | 36,06,61,005.20        |
| Current Assets                      | 5    | 11,47,83,500.92        | 11,14,29,068.96        |
|                                     |      | <b>49,18,35,609.12</b> | <b>47,20,90,074.16</b> |


Prepared as per books of accounts produced before us

Place : Nagercoil  
Date : 30/12/2021

For K. Suresh And Co  
Chartered Accountants

F.R.No. 014352



  
K. Suresh  
Proprietor  
M.No. 205761

RAJAS DENTAL COLLEGE & HOSPITAL

INCOME AND EXPENDITURE ACCOUNT

for the year ended 31/03/2021

| INCOME   | Sch. | Current Year<br>Rs.    | Previous Year<br>Rs.   |
|--|------|------------------------|------------------------|
| Students Fees                                      | 1    | 11,50,16,140.20        | 14,62,21,047.00        |
| Ancillary Income                                   | 2    | 52,57,425.60           | 72,46,667.60           |
|  |      | <b>12,02,73,565.80</b> | <b>15,34,67,714.60</b> |
| <b>EXPENDITURE</b>                                 |      |                        |                        |
| Compensaton to Employees                           | 3    | 3,78,08,428.00         | 6,99,31,923.00         |
| Educational and Development Expenses               | 4    | 1,81,15,568.00         | 2,72,22,272.80         |
| Repair and Maintenance                             | 5    | 4,24,11,057.00         | 4,12,51,647.00         |
| Administrative Expenses                            | 6    | 97,79,999.84           | 1,46,64,216.51         |
|  |      | <b>10,81,15,052.84</b> | <b>15,30,70,059.31</b> |
| <b>Surplus (Excess of Income over Expenditure)</b> |      | <b>1,21,58,512.96</b>  | <b>3,97,655.29</b>     |

Place : Nagercoil  
Date : 30/12/2021

Prepared as per books of accounts produced before us  
For K. Suresh And Co  
Chartered Accountants

F.R.No. 014352



*[Signature]*  
K. Suresh  
Propreitor  
M.No. 205761

RAJAS DENTAL COLLEGE & HOSPITAL

RECEIPTS AND PAYMENTS ACCOUNT

for the year ended 31/03/2021

| RECEIPTS                        | Sch. | Current Year<br>Rs.    | Previous Year<br>Rs.   |
|---------------------------------|------|------------------------|------------------------|
| Opening Balances                | 1    | 8,01,66,283.96         | 10,05,96,522.48        |
| Loans and Advances              | 2    | 1,69,09,804.00         | 1,42,94,197.98         |
| Students Fees and other charges | 3    | 10,99,27,528.96        | 15,05,18,660.60        |
| Ancillary Income                | 4    | 29,25,733.00           | 26,32,328.00           |
| Decrease in Fixed Assets        | 5    | 5,861.00               | -                      |
| Increase in Current Liabilities | 6    | 1,81,15,788.00         | 67,66,599.00           |
|                                 |      | <b>22,80,50,998.92</b> | <b>27,48,08,308.06</b> |

PAYMENTS

|                                      |    |                        |                        |
|--------------------------------------|----|------------------------|------------------------|
| Increase in Loans and Advances       | 7  |                        | 1,83,84,126.80         |
| Decrease in Current Liabilities      | 8  | 6,02,26,551.00         | 36,30,720.00           |
| Increase in Fixed Assets             | 9  | 1,45,83,227.00         | 2,37,31,372.99         |
| Compensaton to Employees             | 10 | 16,84,484.00           | 6,99,31,923.00         |
| Educational and Development Expenses | 11 | 2,10,48,431.00         | 2,63,92,272.80         |
| Repair and Maintenance               |    | 3,47,34,446.00         | 4,12,03,608.00         |
| Administrative Expenses              | 12 | 1,24,60,644.00         | 1,45,68,509.51         |
|                                      |    | <b>14,47,37,783.00</b> | <b>19,78,42,533.10</b> |
|                                      |    |                        | -                      |
| Closing Balance                      |    | <b>8,33,13,215.92</b>  | <b>7,69,65,774.96</b>  |

Prepared as per books of accounts produced before us

Place : Nagercoil  
Date : 30/12/2021

For K. Suresh And Co  
Chartered Accountants

F.R.No. 014352



*[Signature]*  
K. Suresh  
Propreitor  
M.No. 205761

# RAJAS DENTAL COLLEGE & HOSPITAL

SCHEDULES FORMING PART OF BALANCE SHEET AS ON 31/03/2021

| Particulars                                      | Current Year<br>Rs.           | Previous Year<br>Rs.          |
|--|-------------------------------|-------------------------------|
| <b>Schedule - 1</b>                              |                               |                               |
| <b>CORPUS FUND</b>                               |                               |                               |
| Opening Balance                                  | 45,64,81,954.47               | 45,58,47,700.18               |
| Add: Surplus (Excess of Income over Expenditure) | 1,21,58,512.96                | 10,54,675.29                  |
|  | <u>46,86,40,467.43</u>        | <u>45,69,02,375.47</u>        |
| Less: Transfer of capital and TDS recovered      |                               | 4,20,421.00                   |
|  | <u><u>46,86,40,467.43</u></u> | <u><u>45,64,81,954.47</u></u> |

## Schedules - 2

### LOANS

|  |                              |                              |
|--|------------------------------|------------------------------|
| SARPC                                    | 92,43,509.69                 | 32,63,976.69                 |
| Selvam EducationalL and Charitable Trust | 4,00,000.00                  | 4,00,000.00                  |
| SRCN Account                             | 84,89,563.00                 | 85,19,143.00                 |
| Vehilce loan                             |                              |                              |
|  | <u><u>1,81,33,072.69</u></u> | <u><u>1,21,83,119.69</u></u> |

## Schedules - 3

### Current Liabilities

|                     |                            |                            |
|---------------------|----------------------------|----------------------------|
| Students Scolership | 33,85,000.00               | 34,25,000.00               |
| Other Payable       | 16,77,069.00               |                            |
|                     | <u><u>50,62,069.00</u></u> | <u><u>34,25,000.00</u></u> |

## Schedules - 4

### FIXED ASSETS

|                           |                 |                 |
|---------------------------|-----------------|-----------------|
| Air Purifier              | 14,000.00       | 14,000.00       |
| Amplifier                 | 6,000.00        | 6,000.00        |
| Android Tablet            | 15,00,000.00    | 15,00,000.00    |
| Bolero Car                | 7,59,350.00     | 7,59,350.00     |
| Bolero Sle B53            | 6,29,635.00     | 6,29,635.00     |
| Borewell                  | 62,700.00       | 62,700.00       |
| Building                  | 32,90,500.00    | 26,75,000.00    |
| Inverter                  | -               |                 |
| Building And Construction | 21,17,68,026.21 | 21,17,68,026.21 |
| Cardiac Table             | 47,500.00       | 47,500.00       |
| Cash Counting Machine     | 17,000.00       | 17,000.00       |
| CCTV Camera               | 2,87,940.00     | 2,87,940.00     |
| Coffeemachine             | 16,150.00       | 16,150.00       |
| Compund Wall              | 2,00,000.00     | 2,00,000.00     |



|                             |                |                |
|-----------------------------|----------------|----------------|
| Computer                    | 36,13,410.00   | 36,13,410.00   |
| Computer & Peripherals      | 22,23,298.00   | 18,33,998.00   |
| Drip System                 | 5,40,250.00    | 3,44,500.00    |
| Electrical Equipments       | 1,54,60,564.00 | 1,08,87,007.00 |
| Electrical Fittings         | 11,72,564.00   | 11,72,564.00   |
| Electronics Equipments      | 55,70,527.00   | 38,35,848.00   |
| Emergency Light             | 5,200.00       | 5,200.00       |
| Equipments & Machineries    | 96,24,699.00   | 86,92,425.00   |
| Equipments Machineries-2    | 1,57,08,362.00 | 1,57,08,362.00 |
| Exam Table                  | 1,40,000.00    | 1,40,000.00    |
| Filing Cabinet              | 25,000.00      | 25,000.00      |
| Finer Print Attendance Unit | 13,500.00      | 13,500.00      |
| Finger Paint Machine        | 54,976.00      | 54,976.00      |
| Fire Extinguisher           | 73,500.00      | 73,500.00      |
| Fire Extinguisher Set       | 43,740.95      | 37,140.95      |
| Furniture                   | 68,03,200.00   | 33,64,340.00   |
| Furniture & Fittings        | 94,63,594.00   | 94,63,594.00   |
| Gym Equipments              | 10,43,666.04   | 3,34,068.04    |
| Honda Car Tn 72 A 79001     | 12,98,300.00   | 12,98,300.00   |
| Hospital Equipments         | 1,63,000.00    | 1,63,000.00    |
| Indoor Stadium              | 8,17,536.00    | 8,17,536.00    |
| Innova                      | 22,58,697.00   | 22,58,697.00   |
| Insect Killer               | 20,500.00      | 20,500.00      |
| Inter Comdevices            | 1,18,400.00    | 1,18,400.00    |
| Inter Connection            | 22,550.00      | 22,550.00      |
| Motor                       | -              | -              |
| Kitchen Vessels             | 3,26,630.00    | 3,26,630.00    |
| Lab Equipments              | 1,01,35,410.00 | 1,03,25,271.00 |
| Ladder                      | 18,200.00      | 18,200.00      |
| Laptop                      | 10,750.00      | 10,750.00      |
| Led Projector               | 50,062.00      | 50,062.00      |
| Leyland Bus                 | 11,72,000.00   | 11,72,000.00   |
| Libery                      | 2,94,90,259.00 | 2,58,05,341.00 |
| Machine Trolley             | 48,700.00      | 48,700.00      |
| Mess Equipments             | 4,10,370.00    | 4,10,370.00    |
| Mess Kitchen                | 10,00,000.00   | 10,00,000.00   |
| Mess Machineries            | 40,000.00      | 40,000.00      |
| Generator                   | -              | -              |
| Microscope                  | 17,41,950.00   | 17,41,950.00   |
| Milling Machine             | 2,00,000.00    | 2,00,000.00    |
| Mobile Dental Unit          | 9,50,000.00    | 9,50,000.00    |
| Office Equipments           | 1,48,504.00    | 1,48,504.00    |
| OPG Printer                 | 3,28,964.00    | 3,28,964.00    |



|                                   |                |                |
|-----------------------------------|----------------|----------------|
| Plant & Machinery                 | 22,74,197.00   | 22,74,197.00   |
| PT Education Software             | 21,000.00      | 21,000.00      |
| Refrigerator                      | 51,900.00      | 51,900.00      |
| Security Room                     | 80,000.00      | 80,000.00      |
| Software                          | 25,000.00      | 25,000.00      |
| Solar Power Plant                 | 21,00,000.00   | 21,00,000.00   |
| Sport Materials                   | 15,38,312.00   | 15,38,312.00   |
| St.Alphonsa Ladies Hostel         | 63,86,000.00   | 63,86,000.00   |
| Stools                            | 40,590.00      | 40,590.00      |
| Sun Direct Dish                   | 5,400.00       | 5,400.00       |
| Tata City Rideex School Bus       | 14,12,750.00   | 14,12,750.00   |
| Tata Starultra Bus                | 17,15,771.00   | 17,15,771.00   |
| Tata Ultrabus Tn2By2881           | 19,90,200.00   | 19,90,200.00   |
| Text Books                        | 6,53,000.00    | 6,53,000.00    |
| Traveller Ambulance Th 72 By 4531 | 9,81,500.00    | 9,81,500.00    |
| UPS                               | 2,15,800.00    | 2,15,800.00    |
| V-Dostls Smart Tn2A T3414         | 5,06,873.00    | 5,06,873.00    |
| Vehicle Loan Hmt Bus              | 8,40,000.00    | 8,40,000.00    |
| Vehicle                           | 1,07,98,965.00 | 1,07,98,965.00 |
| X-Ray Machine                     | 6,64,000.00    | 6,64,000.00    |
| Mess Nachineries & Equipments     | 4,87,961.00    | 1,88,033.00    |
| Journal                           | 33,13,255.00   | 33,13,255.00   |

|                        |                        |
|------------------------|------------------------|
| <b>37,70,52,108.20</b> | <b>36,06,61,005.20</b> |
|------------------------|------------------------|

### Schedules - 5

#### CURRENT ASSETS

##### a)Deposits

|                   |           |           |
|-------------------|-----------|-----------|
| EB Deposit        | 41,525.00 | 41,525.00 |
| Telephone Deposit | 8,000.00  | 8,000.00  |
| Gas Deposit       | 12,000.00 | 12,000.00 |
| Sundry Deposit    |           | -         |

##### b)Loans and Advances

|                               |                |                |
|-------------------------------|----------------|----------------|
| Advance for Generator         | 8,00,000.00    | 8,00,000.00    |
| Sardar Raja Educational Trust | 42,31,500.00   | 42,31,500.00   |
| SRMCHRC Account               | 2,61,54,760.00 | 2,61,54,760.00 |
| X-RAY ADVANCE                 | 15,000.00      | 15,000.00      |
| TDS                           |                | -              |
| TDS Payable                   |                | -              |
| Staff Salary Advance          | 2,00,000.00    |                |
| Other Loans                   | 7,500.00       |                |



c) Cash Balances

Cash at Bank

|  |              |              |
|--|--------------|--------------|
| INDIAN BANK A/C NO-6543755803#             | 21,80,486.60 | 10,28,660.00 |
| INDIAN BANK-6598834985 RESEARCH FUND       | 3,81,521.00  | 4,73,429.00  |
| SBI A/C NO-00000033928179795#              | 98,65,520.82 | 3,92,315.76  |
| SOUTH INDIAN BANK-000100#                  | -            | 35,923.40    |
| TMB-005200050116644                        |              | 25,883.00    |
| South Indian Bank A/C No.072907300000008#  | 3,34,345.27  | 2,21,352.87  |
| SOUTH INDIAN BANK A/C NO.7300000052#       | -            | -            |
| SBI A/C NO.42828 NODEL OFFICER             | 8,703.00     | -            |
| RDCH Axis with 911020005418898             | 3141176.55   |              |
| RDCH -Hsptl Ac with Indian Bank 6949259725 | 12,08,951.00 |              |

Fixed Deposits with banks

|  |                |                |
|--|----------------|----------------|
| AXIS BANK FD-917040020503896#              | -              | 10,89,120.00   |
| AXIS BANK FD-917040020503896-44184-BANK GU | 5,20,00,000.00 | 1,70,00,000.00 |
| AXIS BANK FD-917040022044184#              |                | 4,21,718.00    |
| AXIS BANK FD NO. 917040043610810#          |                | 31,54,638.00   |
| CANARA BANK FD-1110304000022               |                | 5,00,487.00    |
| CANARA BANK FD-1110401003642               | 15,31,104.00   | 10,68,573.04   |
| BANK FD                                    | 99,74,939.44   | 4,96,51,858.00 |
| FIXED DEPOSIT WITH SIB                     | 8,00,000.00    | 36,26,664.00   |
| AXIS BANK FD A/C NO.918040095035257#       |                | -              |
| AXIS BANK FD A/C NO.918040097623528#       |                | -              |
| AXIS BANK FD A/C NO.918040097717067#       |                | -              |
| AXIS BANK FD A/C NO.918040097717131#       |                | -              |
| AXIS BANK FD A/C NO.918040097717238#       |                | -              |
| AXIS BANK FD A/C NO.918040097717335#       |                | -              |
| AXIS BANK FD A/C NO.918040098884445        |                | -              |
| AXIS BANK FD A/C NO.918040098884775        |                | -              |
| AXIS BANK FD A/C NO.978040097716992#       |                | -              |
| AXIS BANK FD A/C NO.911020005418898#       |                | 8,16,696.65    |
| INDIAN BANK FD A/C NO.6645363297#          |                | -              |
| INDIAN BANK FD A/C NO.6684342341#          |                | -              |
| INDIAN BANK FD A/C NO.6684345079#          |                | -              |
| INDIAN BANK FD A/C NO.6684345921#          |                | -              |
| INDIAN BANK FD A/C NO.6689575653#          |                | -              |
| INDIAN BANK FD A/C NO.6689575755#          |                | -              |
| INDIAN BANK FD A/C NO.6696197686#          |                | -              |
| INDIAN BANK FD A/C NO.6696297290#          |                | -              |
| INDIAN BANK FD A/C NO.6696302891#          |                | -              |





|                                      |              |             |
|--------------------------------------|--------------|-------------|
| INDIAN BANK FD A/C NO.6696303055#    | -            |             |
| INDIAN BANK FD A/C NO.6696303497#    | -            |             |
| INDIAN BANK FD A/C NO.6696303634#    | -            |             |
| INDIAN BANK FD A/C NO.6696303838#    | -            |             |
| INDIAN BANK FD A/C NO.6696303996#    | -            |             |
| INDIAN BANK FD A/C NO.6696304117#    | -            |             |
| INDIAN BANK FD A/C NO.6696305259#    | -            |             |
| INDIAN BANK FD A/C NO.6727447949     | -            |             |
| INDIAN BANK FD-11637                 | -            |             |
| INDIAN BANK FD-895845                | -            |             |
| INDIAN BANK-6475745609 UNIVERSITY FD | -            |             |
| FD with TMB                          | 4,45,737.00  |             |
| Cash in Hand                         | 14,40,731.24 | 6,58,965.24 |

|                        |                        |
|------------------------|------------------------|
| <b>11,47,83,500.92</b> | <b>11,14,29,068.96</b> |
|------------------------|------------------------|



# RAJAS DENTAL COLLEGE & HOSPITAL

## Schedules Forming Part Of Income And Expenditure Account

| Particulars         | Current Year<br>Rs.    | Previous Year<br>Rs.   |
|---------------------|------------------------|------------------------|
| <b>Schedule - 1</b> |                        |                        |
| <b>STUDENT FEES</b> |                        |                        |
| Application Fee     | 1,00,000.00            | 1,48,200.00            |
| Tuition Fee         | 9,94,59,763.20         | 10,08,90,000.00        |
| Hostel Fee          | 26,84,328.00           | 1,40,07,778.00         |
| Mess Fee            | 54,17,550.00           | 1,60,90,550.00         |
| Bus Fee             | 5,15,570.00            | 35,21,820.00           |
| Other Fee           | 68,38,929.00           | 1,15,62,699.00         |
|                     | <b>11,50,16,140.20</b> | <b>14,62,21,047.00</b> |

### Schedules - 2

#### ANCILLARY INCOME

|                            |                     |                     |
|----------------------------|---------------------|---------------------|
| FD Interest                | 29,25,733.00        | 25,75,980.00        |
| SB Interest                |                     | 56,348.00           |
| Pharmacy Collection        | 82,432.00           | 5,29,396.00         |
| Stores Collection          | 17,09,884.00        | 8,54,704.00         |
| Airtel Rent - Indus Towers | -                   | 1,67,904.60         |
| ATM Rent                   |                     | 32,670.00           |
| Blood Bank Collection      | (42,916.00)         | 81,108.00           |
| Rent Collection            | 2,00,574.60         | 1,85,599.00         |
| Canteen Collection         | 55,000.00           | 7,891.00            |
| RDCH Collection            | 2,78,903.00         | 27,55,067.00        |
| SRMH Collection            | 47,815.00           |                     |
| IAGFO 2018                 | -                   | -                   |
| LAB COLLECTION             | -                   | -                   |
| MDS                        | -                   | -                   |
| ACADEMIC INCOME            | -                   | -                   |
| BDS                        | -                   | -                   |
|                            | <b>52,57,425.60</b> | <b>72,46,667.60</b> |

### Schedules - 3

#### COMPENSATION TO EMPLOYEES

|               |                       |                       |
|---------------|-----------------------|-----------------------|
| Staff Salary  | 3,75,32,906.00        | 6,22,04,554.00        |
| staff Welfare |                       | 61,23,363.00          |
| EPF           | 1,50,366.00           | 13,26,673.00          |
| ESI           | 1,25,156.00           | 2,77,333.00           |
|               | <b>3,78,08,428.00</b> | <b>6,99,31,923.00</b> |



#### Schedules - 4

#### EDUCATIONAL AND DEVELOPMENT EXPENSES

|                               |                       |                       |
|-------------------------------|-----------------------|-----------------------|
| Academic Expenses             | 59,30,600.00          | 37,45,524.00          |
| Conference                    |                       | 37,520.00             |
| Exam Expenses                 | 7,13,676.00           | 2,50,317.00           |
| Founders Day                  |                       | 35,659.00             |
| Honorarium                    | 2,47,815.00           | 3,74,170.00           |
| Incentive                     | 50,000.00             | 25,000.00             |
| News Paper & Periodicals      | 4,727.00              | 17,894.00             |
| Professional Fees             | 1,83,089.00           | 3,81,485.00           |
| Remuneration To Pharmmedicals | 17,31,564.00          | 28,43,084.00          |
| Sports Expenses               | 7,28,150.00           | 1,86,040.00           |
| Stipend To Trainees           |                       | 13,145.00             |
| Mess expenses                 | 62,52,198.00          | 1,37,48,938.00        |
| B.S.Consumable                | 21,92,379.00          | 30,80,835.00          |
| Affiliation Fees              |                       | 7,61,400.00           |
| Registration Fees             |                       | 15,00,000.00          |
| Selection Committee           |                       | 2,21,261.80           |
| Naac Agency Expense           |                       | -                     |
| Cash Awards                   |                       | -                     |
| College Functions Expenses    | 81,370.00             | -                     |
| Dental Consumable             |                       | -                     |
| Gift & Awards                 |                       | -                     |
|                               | <b>1,81,15,568.00</b> | <b>2,72,22,272.80</b> |

#### Schedules - 5

#### REPAIR AND MAINTENANCE

|                                  |                       |                       |
|----------------------------------|-----------------------|-----------------------|
| Repair and Maintenance - General | 4,24,11,057.00        | 4,12,03,608.00        |
|                                  | <b>4,24,11,057.00</b> | <b>4,12,03,608.00</b> |

#### Schedules - 6

#### ADMINISTRATIVE EXPENSES

|                      |              |              |
|----------------------|--------------|--------------|
| Advertisement        | 6,33,208.00  | 7,92,060.00  |
| Cleansing Materials  | 96,672.00    | 1,54,435.00  |
| Electricity And Fuel | 32,32,861.25 | 95,06,915.21 |
| Freight              | 6,905.00     | 19,250.00    |
| General Expenses     | 3,78,685.00  | 5,81,386.00  |
| Outpocket Expenses   | 1,77,727.00  | 5,84,371.00  |



|                           |               |             |
|---------------------------|---------------|-------------|
| Postage & Courier         | 28,420.00     | 31,778.00   |
| Printing & Stationary     | 9,54,430.00   | 8,59,338.00 |
| Telephone Expenses        | 7,40,879.00   | 5,39,687.00 |
| Travelling Charges        |               | 4,028.80    |
| Upkeep Of Premises        | 13,47,954.75  | 1,86,997.70 |
| Waste Management          | 2,01,080.00   | 2,16,054.00 |
| Bank Charges              | 4,05,970.84   | 11,356.80   |
| Documentation Fees        |               | 3,56,000.00 |
| Vehicle Insurance And Tax | 7,77,722.00   | 7,25,084.00 |
| Building Tax              | 2,02,092.00   | -           |
| Cleaning Materials        | -             | -           |
| Tax Filing Charge(TDS)    | 1,17,313.00   | -           |
| Quarters Rent             | -             | -           |
| Loan Charges              | - 4,78,080.00 | 95,475.00   |

---



---

97,79,999.84

1,46,64,216.51

---



---



# RAJAS DENTAL COLLEGE & HOSPITAL

## SCHEDULES FORMING PART OF RECEIPTS AND PAYMENT ACCOUNTS

| Particulars                                   | Current Year<br>Rs. | Previous Year<br>Rs. |
|---|---------------------|----------------------|
| <b>Schedule - 1</b>                           |                     |                      |
| <b>OPENING BALANCES</b>                       |                     |                      |
| Cash in Hand                                  | 6,58,965.24         | 4,37,253.00          |
| Cash at Bank                                  |                     |                      |
| CANARA BANK FD 1110304000022                  | 5,00,487.00         | 5,00,487.00          |
| CANARA BANK FD NO. 1110401003642              | 10,68,573.04        | 10,68,573.04         |
| FIXED DEPOSIT WITH SIB                        | 36,26,664.00        | 36,26,664.00         |
| INDIAN BANK-6598834985 RESEARCH FUND          | 4,73,429.00         | 2,51,063.00          |
| INDIAN BANK A/C NO-75803                      | 10,28,660.00        | 24,52,287.00         |
| INDIAN BANK FD 11637                          |                     | 1,00,000.00          |
| INDIAN BANK FD 243222                         |                     | 30,00,000.00         |
| INDIAN BANK FD 895845                         |                     | 1,00,000.00          |
| SBI A/C NO - 33928179795                      | 3,92,315.76         | 21,46,313.82         |
| SIB BANK A/C NO-072907300000008               | 2,21,352.87         | 57,398.61            |
| SOUTH INDIAN BANK A/C NO-000100               | 35,923.40           | 35,923.40            |
| AXIS BANK FD-917040020503896                  | 10,89,120.00        | 10,89,120.00         |
| AXIS BANK FD-917040020503896-44184-BANK GUAR/ | 1,70,00,000.00      | 2,50,00,000.00       |
| AXIS BANK FD-917040022044184                  | 4,21,718.00         | 4,21,718.00          |
| AXIS BANK FD NO. 917040043610810              | 31,54,638.00        | 31,54,638.00         |
| AXIS BANK A/C NO-418898                       | 8,16,696.65         | -88,22,657.39        |
| TMB-005200050116644                           | 25,883.00           | 25,883.00            |
| INDIAN BANK-6475745609-UNIVERSITY FD          |                     | 9,10,748.00          |
| BANK FD                                       | 4,96,51,858.00      | 6,50,41,110.00       |
| SIB A/C NO-73000000052                        |                     | -                    |
| SIB O/D A/C 73.8                              |                     | -                    |
| AXIS BANK FD-917040073449992#                 |                     | -                    |
| AXIS BANK FD-917040073454703#                 |                     | -                    |
| AXIS BANK FD-917040073827237#                 |                     | -                    |
| AXIS BANK FD-917040073828955#                 |                     | -                    |
| INDIAN BANK FD-6575934147#                    |                     | -                    |
| INDIAN BANK FD-6575935209#                    |                     | -                    |
| INDIAN BANK FD-6575935312#                    |                     | -                    |
| INDIAN BANK FD-6575935469#                    |                     | -                    |
| INDIAN BANKFD-6576234101#                     |                     | -                    |
| INDIAN BANK FD-65795935538#                   |                     | -                    |
|   | 8,01,66,283.96      | 10,05,96,522.48      |



**Schedule - 2****LOANS AND ADVANCES**

|                 |                       |                       |
|-----------------|-----------------------|-----------------------|
| SRCN Account    | 46,25,449.00          | 1,24,40,000.00        |
| SARPC Account   | 1,08,25,519.00        | 18,54,197.98          |
| Sundry Deposits | 14,58,836.00          |                       |
|                 | <u>1,69,09,804.00</u> | <u>1,42,94,197.98</u> |

**Schedule - 3****Students Fees and other charges**

|                            |                        |                        |
|----------------------------|------------------------|------------------------|
| Application Fee            | 1,00,000.00            | 1,48,200.00            |
| Bus Fee                    | 10,445.00              | 35,21,820.00           |
| Hostel Fee                 | 4,500.00               | 1,40,07,778.00         |
| Mess Fee                   | 22,800.00              | 1,60,90,550.00         |
| RDCH Collection            | 12,88,640.00           | 27,55,067.00           |
| Tuition Fee                | 10,54,68,394.20        | 10,08,90,000.00        |
| Other Fee                  | 11,58,767.16           | 1,11,62,699.00         |
| Airtel Rent - Indus Towers |                        | 1,67,904.60            |
| ATM Rent                   |                        | 32,670.00              |
| Blood Bank Collection      | 90,500.00              | 81,108.00              |
| Rent Collection            | 2,60,574.60            | 1,85,599.00            |
| SRMH Collection            | 47,815.00              | 83,274.00              |
| Canteen Collection         | 10,000.00              | 7,891.00               |
| Pharmacy Collection        | 11,40,131.00           | 5,29,396.00            |
| Store Collection           | 1,98,390.00            | 8,54,704.00            |
| IAGFO 2018                 |                        | -                      |
| Lab Collection             | 1,26,572.00            | -                      |
| Mds                        |                        | -                      |
| Academic Income            |                        | -                      |
| BDS                        |                        | -                      |
|                            | <u>10,99,27,528.96</u> | <u>15,05,18,660.60</u> |

**Schedule - 3****ANCILLARY INCOME**

|             |                     |                     |
|-------------|---------------------|---------------------|
| FD Interest | 29,25,733.00        | 25,75,980.00        |
| SB Interest |                     | 56,348.00           |
|             | <u>29,25,733.00</u> | <u>26,32,328.00</u> |



**Schedule - 4****Decrease in Fixed Assets**

Library

|                 |          |
|-----------------|----------|
| 5,861.00        |          |
| <u>5,861.00</u> | <u>-</u> |

**Schedule - 5****Increase in Current Liabilities**

Students Scolership

1,56,45,000.00

35,70,000.00

TDS Payable

31,96,599.00

PDC Payable

24,70,788.00

|                       |                     |
|-----------------------|---------------------|
| <u>1,81,15,788.00</u> | <u>67,66,599.00</u> |
|-----------------------|---------------------|

**Schedule - 6****INCREASE IN LOANS AND ADVANCES**

SRCN Account

65,49,949.00

SARPC Account

1,10,34,177.80

Advance for Generator

8,00,000.00

SIB VEHICLE LOAN A/C NO - 655.29#

-

Loans &amp; Advanes (Asset)

-

-

|          |                       |
|----------|-----------------------|
| <u>-</u> | <u>1,83,84,126.80</u> |
|----------|-----------------------|

**Schedule - 7****Decrease in Current Liabilities**

TDS Payable

1,29,934.00

34,85,720.00

Tata Motors Finance A/c No: 5003239604

4,78,080.00

Students Scolership

40,000.00

1,45,000.00

SRCN Account

48,23,975.00

SARPC Account

48,46,281.00

Sundry Deposits

4,40,29,668.00

PDC A/C Liability

58,78,613.00

|                       |                     |
|-----------------------|---------------------|
| <u>6,02,26,551.00</u> | <u>36,30,720.00</u> |
|-----------------------|---------------------|

**Schedule - 8****Increase in Fixed Assets**

Android Tablet

15,00,000.00

Building

/ 6,15,500.00

26,75,000.00

Computer &amp; Peripherals

3,56,550.00

2,37,150.00

Drip System

/ 1,95,750.00

1,44,500.00

Electrical Equipments

/ 26,78,570.00

20,14,370.00

Electronics Equipments

/ 17,34,679.00

6,90,508.00

Equipments &amp; Machineries

/ 9,32,274.00

32,00,509.00

Fire Extinguisher Set

/ 6,600.00

37,140.95

Furniture

/ 34,38,860.00

16,54,842.00



|                               |                       |                       |
|-------------------------------|-----------------------|-----------------------|
| Gym Equipments                | 709598 4,39,598.00    | 1,73,568.04           |
| Journal                       |                       | 33,13,255.00          |
| Library                       | 36,84,918.00          | 35,40,021.00          |
| Vehicle                       |                       | 13,50,000.00          |
| MESS MACHINERIES & EQUIPMENTS | 2,99,928.00           | -                     |
| Equipments & Machineries      |                       | 32,00,509.00          |
| ST. ALPHONSA LADIES HOSTEL    |                       | -                     |
| St.Berchman's Gents Hostel    |                       |                       |
| Salary Advance                | 2,00,000.00           |                       |
| General Construction          |                       |                       |
|                               | <u>1,45,83,227.00</u> | <u>2,37,31,372.99</u> |

### Schedule - 9

#### Compensaton to Employees

|                        |                     |                       |
|------------------------|---------------------|-----------------------|
| Salary                 | 14,23,271.00        | 6,22,04,554.00        |
| EPF                    |                     | 13,26,673.00          |
| ESI                    |                     | 2,77,333.00           |
| Staff Welfare Expenses | 2,61,213.00         | 61,23,363.00          |
|                        | <u>16,84,484.00</u> | <u>6,99,31,923.00</u> |

### Schedule - 10

#### Educational and Development Expenses

|                              |              |                |
|------------------------------|--------------|----------------|
| Academic Expenses            | 61,25,616.00 | 16,35,524.00   |
| Conference                   |              | 37,520.00      |
| Exam Expenses                | 41,41,410.00 | 2,50,317.00    |
| Founders Day                 |              | 35,659.00      |
| Honorarium                   | 2,47,815.00  | 3,74,170.00    |
| Incentive                    | 50,000.00    | 25,000.00      |
| News Paper & Periodicals     | 4,727.00     | 17,894.00      |
| Professional Fees            | 2,22,689.00  | 3,81,485.00    |
| Remuneration To Pharmedicals | 17,31,564.00 | 28,43,084.00   |
| Sports Expenses              | 7,23,750.00  | 1,86,040.00    |
| Stipend To Trainees          |              | 13,145.00      |
| Mess expenses                | 52,21,356.00 | 1,37,48,938.00 |
| B.S.Consumable               | 19,17,268.00 | 30,80,835.00   |
| Affiliation Fees             |              | 12,80,000.00   |
| Registration Fees            |              | 7,61,400.00    |
| Selection Committee          |              | 15,00,000.00   |
| Naac Agency Expense          | 4,98,750.00  | 2,21,261.80    |
| Cash Awards                  |              | -              |
| College Functions Expenses   |              | -              |
| Dental Consumable            |              | -              |





|  |                       |                       |
|--|-----------------------|-----------------------|
| Donation-Sardar Raja Educational Trust |                       | -                     |
| Gift & Awards                          |                       | -                     |
| Inspection Fee                         |                       | -                     |
| TNPPCA-HS                              |                       | -                     |
| University Administrative Expenses     |                       | -                     |
| Research Lab                           | 1,52,164.00           |                       |
| Hostel Fees                            | 11,322.00             |                       |
|  | <u>2,10,48,431.00</u> | <u>2,63,92,272.80</u> |

### Schedules - 10

#### REPAIR AND MAINTENANCE

|                                |                       |             |
|--------------------------------|-----------------------|-------------|
| General Maintenance            | 40,710.00             |             |
| Repair Maintenance             | 3,46,93,736.00        |             |
| Repairs & Maintenance-Building |                       |             |
|                                | <u>3,47,34,446.00</u> | <u>0.00</u> |

### Schedule - 11

#### Administrative Expenses

|                           |                       |                       |
|---------------------------|-----------------------|-----------------------|
| Advertisement             | 5,64,208.00           | 7,92,060.00           |
| Cleansing Materials       | 78,972.00             | 1,54,435.00           |
| Electricity And Fuel      | 27,76,546.25          | 95,06,915.21          |
| Freight                   | 7,005.00              | 19,250.00             |
| General Expenses          | 4,17,325.00           | 5,81,386.00           |
| Outpocket Expenses        |                       | 5,84,371.00           |
| Postage & Courier         | 28,922.00             | 31,778.00             |
| Printing & Stationary     | 11,68,738.00          | 8,59,338.00           |
| Telephone Expenses        | 5,90,879.00           | 5,39,687.00           |
| Travelling Charges        |                       | 4,028.80              |
| Upkeep Of Premises        | 13,47,966.75          | 1,86,997.70           |
| Waste Management          | 2,01,080.00           | 2,16,054.00           |
| Bank Charges              | 4,05,985.00           | 11,124.80             |
| Documentation Fees        |                       | 3,56,000.00           |
| Vehicle Insurance And Tax | 7,94,836.00           | 7,25,084.00           |
| Building Tax              | 2,02,092.00           | -                     |
| Quarters Rent             |                       | -                     |
| RDCH Collection           | 10,26,760.00          |                       |
| Y1 Blood Bank Collection  | 1,33,416.00           |                       |
| Y4 Pharmacy Collection    | 11,83,598.00          |                       |
| Y6 Store Collection       | 15,32,315.00          |                       |
|                           | <u>1,24,60,644.00</u> | <u>1,45,68,509.51</u> |



**Schedule - 12****CLOSING BALANCE**

|  |                |                |
|--|----------------|----------------|
| Cash in Hand                                     | 14,40,731.24   | 6,58,965.24    |
| <b>Cash at Bank</b>                              |                |                |
| AXIS BANK FD-917040020503896#                    |                | 10,89,120.00   |
| AXIS BANK FD-917040020503896-44184-BANK GUARANTI | 5,20,00,000.00 | 1,70,00,000.00 |
| AXIS BANK FD-917040022044184#                    |                | 4,21,718.00    |
| AXIS BANK FD NO. 917040043610810#                |                | 31,54,638.00   |
| AXIS BANK A/C NO-418898#                         | 31,41,176.55   | 8,16,696.65    |
| CANARA BANK FD-1110304000022                     |                | 5,00,487.00    |
| CANARA BANK FD-1110401003642                     | 15,31,104.00   | 10,68,573.04   |
| FIXED DEPOSIT WITH SIB                           | 8,00,000.00    | 36,26,664.00   |
| INDIAN BANK A/C NO-6543755803#                   | 21,80,486.60   | 10,28,660.00   |
| INDIAN BANK-6598834985 RESEARCH FUND             | 3,81,521.00    | 4,73,429.00    |
| SBI A/C NO-00000033928179795#                    | 98,65,520.82   | 3,92,315.76    |
| BANK FD  | 99,74,939.44   | 4,96,51,858.00 |
| SOUTH INDIAN BANK-000100#                        | -              | 35,923.40      |
| TMB-005200050116644                              |                | 25,883.00      |
| South Indian Bank A/C No.072907300000008#        | 3,34,345.27    | 2,21,352.87    |
| FD with TMB                                      | 4,45,737.00    |                |
| Nodal Officer 34286942828 A/c with SBI           | 8,703.00       |                |
| RDCH -Hsptl Ac with Indian Bank 6949259725       | 12,08,951.00   |                |

---

---

8,33,13,215.92      8,01,66,283.96

---

---

