


Rajas Dental College and Hospital - 60 KW Solar Power Plant generation details for the month November'2022:-


Data list				
Plant Name	PV Capacity (kWp)	Generation (kWh)	Co ₂ Reduced (kg)	Time
Rajas Dental College	60	170.2	68.08	2022-11-30
Rajas Dental College	60	210	84	2022-11-29
Rajas Dental College	60	155.4	62.16	2022-11-28
Rajas Dental College	60	129.9	51.96	2022-11-27
Rajas Dental College	60	200.5	80.2	2022-11-26
Rajas Dental College	60	230.6	92.24	2022-11-25
Rajas Dental College	60	158	63.2	2022-11-24
Rajas Dental College	60	189.7	75.88	2022-11-23
Rajas Dental College	60	228	91.2	2022-11-22
Rajas Dental College	60	162.9	65.16	2022-11-21
Rajas Dental College	60	164.7	65.88	2022-11-20
Rajas Dental College	60	162.2	64.88	2022-11-19
Rajas Dental College	60	64.7	25.88	2022-11-18
Rajas Dental College	60	48.2	19.28	2022-11-17
Rajas Dental College	60	153.8	61.52	2022-11-16
Rajas Dental College	60	20.2	8.08	2022-11-15
Rajas Dental College	60	13.2	5.28	2022-11-14
Rajas Dental College	60	163.2	65.28	2022-11-13
Rajas Dental College	60	52.3	20.92	2022-11-12
Rajas Dental College	60	116	46.4	2022-11-11
Rajas Dental College	60	81.9	32.76	2022-11-10
Rajas Dental College	60	157.9	63.16	2022-11-09
Rajas Dental College	60	53.9	21.56	2022-11-08
Rajas Dental College	60	87.3	34.92	2022-11-07
Rajas Dental College	60	161	64.4	2022-11-06
Rajas Dental College	60	28.4	11.36	2022-11-05
Rajas Dental College	60	35.3	14.12	2022-11-04
Rajas Dental College	60	19.8	7.92	2022-11-03
Rajas Dental College	60	35.8	14.32	2022-11-02
Rajas Dental College	60	178.4	71.36	2022-11-01
TOTAL		3633.4		

Description	Total Generation in Solar	Solar Power Exported to TNEB	RDCH Power consumption from Solar	RDCH Power consumption from TNEB
Units in Kwh	3633.4	584.8	3048.6	12101.6
Cost per Unit	9.5	9.5	9.5	9.5
Amount in Rs.	34517.3	5213.6	28961.7	120713.46

Submitted by,


 Electrical Supervisor
 RDCH




 PRINCIPAL
 RAJAS DENTAL COLLEGE & HOSPITAL
 KAVALKINARU JN - 627 105.
 TIRUNELVELI DISTRICT.

Back

SERVICE DETAILS

Home

CONSUMER NAME: CHAIRMAN

CONSUMER NUMBER: 07069016136

REGION	07-Tirunelveli	PHASE	3	SLAB RATE	
CIRCLE	472-Tirunelveli	LOAD	112 KW		
SECTION	069-VADAKKAN KULAM	TARIFF	LM51		
DISTRIBUTION	016-KAVALKINARU D	METER NUMBER	TNG66540		
SERVICE NUMBER	136	ACCP- AS ON Date/ SD Available for Return or Adj.(Rs.)	534244 / NIL	From Unit	To Unit
ADDRESS	RAJAS DENIAL COLLEGE MAIN ROAD KAVALKINARU JUNCTION.	MCD AS ON Date/ MCD Available for Return or Adj.(Rs.)	2500 / 0	1	100
SERVICE STATUS	LIVE	SERVICE CATEGORY	OTHERS	Rate (Rs.)	6
AADHAR	Link your Aadhar			1 Above	9.5
				Min Chrg:	200
				BPSC:	0
				Welding Chrg:	15%
				E Tax:	5% (CC + DPF + WD+RDFC)

DUES TO BE PAID IS "NIL"

CLICK HERE TO PAY ADVANCE *

Monthly Consumption Charge Collection Details

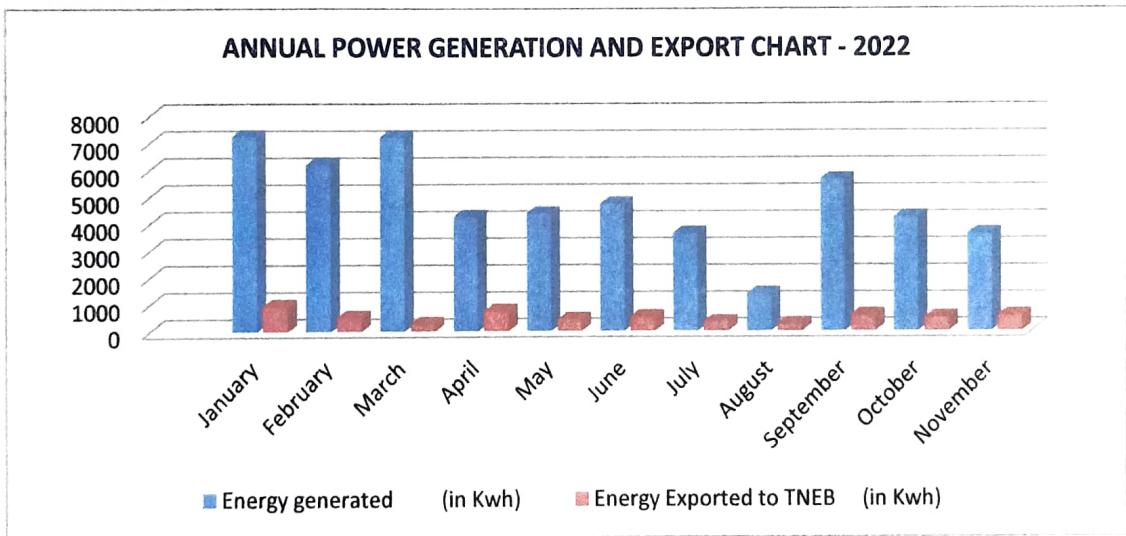
Assessment/assessment Date	Entry Date	KWH Reading	KVAH Reading	EXPORTED KWH	KVAH Demand	Power Factor	Consumed Unit	CC Charges (Rs.)	ETAX (Rs.)	WD (Rs.)	EDC (Rs.)	DPF (Rs.)	FC (Rs.)	Other charges			Network Charges & GST (Rs.)	Total (Rs.)	Assessed/advance/adjustment Amount (Rs.)	Export Amount (Rs.)	Export Excess Amount (Rs.)	Total Bill Amount (Rs.)	Due Date For payment	Amount Paid	Receipt No	Payment Date	Assessment Status
														Charges (Rs.)	WD (Rs.)	EDC (Rs.)											
29/11/2022	29/11/2022	18928.47	20871.11	1249.18	1356.31	.97	12101.6	120713.46	175.67	0	0	0	33600	15315.92	56091.59	176805.05	0	0	0	176805	19/12/2022	176805	PONSB115082750	17/12/2022	NORMAL		
31/10/2022	31/10/2022	19611.31	20544.06	1234.56	1343.3	.97	12653.6	128214.66	895.73	0	0	0	33600	16899.92	56368.66	16610.31	0	0	0	186610	21/11/2022	186610	PONSB114908825	17/11/2022	NORMAL		
29/09/2022	29/09/2022	19277.15	20189.24	1221.74	1329.75	.96	13083.2	122110	733.83	0	0	0	25013.33	15094	47441.16	169955.16	0	0	0	169551	19/10/2022	245822	PONSB114732080	18/10/2022	NORMAL		
30/08/2022	30/08/2022	18935.05	19444.29	1206.72	1314.08	.97	15368	123212.4	6570.62	0	0	0	7840	14047.66	28458.5	152170.9	0	0	0	152171	19/09/2022	152171	PONSB114523414	14/09/2022	NORMAL		
30/07/2022	30/07/2022	18564.13	19442.32	1200	1307.2	.97	14927.2	120163.96	6351.2	0	0	0	7840	13595.3	27786.5	147950.46	0	0	0	147950	20/08/2022	147950	PONSB114336106	13/08/2022	NORMAL		
30/06/2022	30/06/2022	17769.26	18641.83	1177.78	1283.09	.98	16800.8	135310.84	7140.04	0	0	0	7840	14047.66	28357.85	150547.19	0	0	0	150547	20/07/2022	150547	PONSB114136695	13/07/2022	NORMAL		
30/05/2022	31/05/2022	17338.23	18291.7	1166.97	1272.1	.97	18068	145447.4	7674.87	47800.37	0	0	7840	11521.44	26501.48	161812.32	0	0	0	161812	20/06/2022	161812	PONSB113974009	16/06/2022	NORMAL		
30/04/2022	31/03/2022	16867.75	1715.84	1148.19	1252.61	.96	17552	141293.6	7460.18	15144.88	0	0	7840	75220.22	222067.62	0	0	0	220668	20/05/2022	220668	PONSB113769885	18/05/2022	NORMAL			
28/02/2022	28/02/2022	16421.76	17249.43	1141	1245.06	.94	13764	110800.2	5928.51	0	0	0	7840	30445.06	171738.66	0	0	0	171739	19/04/2022	171739	PONSB113587939	18/04/2022	NORMAL			
29/01/2022	31/01/2022	16064.57	16870.79	1127.91	1230.52	.94	9985.2	80180.66	4337.34	0	0	0	7840	12177.54	92558.4	0	0	0	92558	18/02/2022	92558	PONSB113102332	08/02/2022	NORMAL			
30/12/2021	31/12/2021	15791.12	16578.72	1104.09	1203.58	.96	15072	121329.6	6384.98	0	0	0	7840	14224.98	135554.58	0	0	0	135555	18/01/2022	135555	PONSB112931089	13/01/2022	NORMAL			
29/11/2021	30/11/2021	15402.84	16172.42	1092.61	1190.88	.96	15276.8	122078.2	6456.91	0	0	0	7840	14296.91	137275.15	0	0	0	137275	20/12/2021	137275	PONSB112674161	09/12/2021	NORMAL			
29/10/2021	30/10/2021	15020.89	15776.02	1092.58	1190.84	.97	11897.6	91776.66	5163.28	0	0	0	7840	13003.28	108776.98	0	0	0	108779	18/11/2021	108779	PONSB112469725	09/11/2021	NORMAL			
29/09/2021	30/09/2021	14719.5	15465.85	1088.63	1186.78	.96	18468	124531.4	6038.87	82609.97	0	0	7840	97088.84	21608.24	0	0	0	221806	20/10/2021	221806	PONSB112278454	08/10/2021	NORMAL			
31/08/2021	31/08/2021	14316.26	15044.39	1072.09	1168.7	.96	18277.2	147131.48	7657.57	0	0	0	7840	16407.57	162828.03	0	0	0	162829	20/09/2021	162829	PONSB112038625	01/09/2021	NORMAL			
30/07/2021	30/07/2021	13856.48	14564.86	1069.24	1164.52	.96	15185.6	122244.02	6448.2	0	0	0	7840	14288.2	136332.28	0	0	0	136332	19/08/2021	136332	PONSB111898840	06/08/2021	NORMAL			
29/06/2021	30/06/2021	13472.14	14165.91	1064.4	1158.7	.94	9047.2	78829.36	3879.5	0	0	0	7840	11719.5	84548.46	0	0	0	84549	18/07/2021	84549	PONSB111836917	02/07/2021	NORMAL			
29/05/2021	29/05/2021	13227.48	13905.36	1046.04	1137.36	.96	758	64426.8	3211.95	0	0	0	7840	11091.88	69478.78	0	0	0	69479	18/06/2021	69479	PONSB111469330	07/06/2021	NORMAL			
29/04/2021	30/04/2021	13027.39	13895.83	1027.36	1116.51	.96	14300.2	115189.06	6102.45	0	0	0	7840	13942.41	129131.91	0	0	0	129132	18/05/2021	129132	PONSB111330079	10/05/2021	NORMAL			

**RAJAS DENTAL COLLEGE & HOSPITAL
60 KW ON GRID SOLAR POWER PLANT - 2022**

GENERATION REPORT:

S.No	Month	Energy generated (in Kwh)	Energy Exported to TNEB (in Kwh)
1	January	7261.9	952.8
2	February	6224.2	523.6
3	March	7240.3	287.6
4	April	4269.7	751.2
5	May	4388	432.4
6	June	4739.3	536
7	July	3655.5	352.8
8	August	1395.7	268.8
9	September	5655.5	600.8
10	October	4254.2	512.8
11	November	3633.4	584.8
TOTAL		52717.7	5803.6

GENERATION DISPLAY:



Submitted by,

[Signature]
Electrical Supervisor
RDCH

[Signature]



**PRINCIPAL
RAJAS DENTAL COLLEGE & HOSPITAL
KAVALKINARU JN - 627 105.
TIRUNELVELI DISTRICT.**